
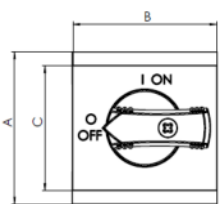


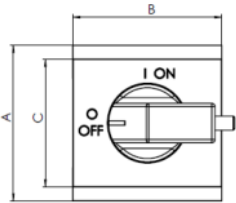



Bauform Nockenschalter MN104

Bodenmontage

MERZ Schaltgeräte GMBH + CO KG
 Postfach 02 15 · DE - 74402 Gaildorf

Verteilereinbau


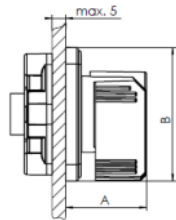
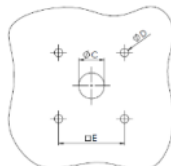

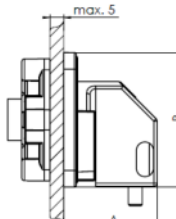
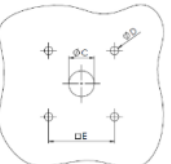

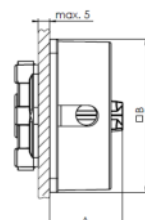
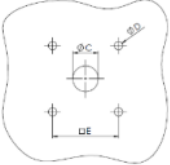
			<table border="1" data-bbox="882 600 1497 725"> <thead> <tr> <th>Farbe</th> <th>Bauform</th> <th>A</th> <th>B</th> <th>C</th> <th>D</th> <th>E</th> </tr> </thead> <tbody> <tr> <td>sw/gr</td> <td>9121</td> <td>55</td> <td>52,5</td> <td>45</td> <td>41</td> <td>20</td> </tr> <tr> <td></td> <td></td> <td></td> <td></td> <td></td> <td></td> <td></td> </tr> </tbody> </table> <p>Abmessungen in mm Mit Schraubbefestigung</p>	Farbe	Bauform	A	B	C	D	E	sw/gr	9121	55	52,5	45	41	20							
Farbe	Bauform	A	B	C	D	E																		
sw/gr	9121	55	52,5	45	41	20																		
			<table border="1" data-bbox="882 913 1497 1039"> <thead> <tr> <th>Farbe</th> <th>Bauform</th> <th>A</th> <th>B</th> <th>C</th> <th>D</th> <th>E</th> </tr> </thead> <tbody> <tr> <td>sw/gr</td> <td>9121-EVS</td> <td>55</td> <td>52,5</td> <td>45</td> <td>46</td> <td>25</td> </tr> <tr> <td>rt/ge</td> <td>9121-EV</td> <td>55</td> <td>52,5</td> <td>45</td> <td>46</td> <td>25</td> </tr> </tbody> </table> <p>Abmessungen in mm Mit Schraubbefestigung</p>	Farbe	Bauform	A	B	C	D	E	sw/gr	9121-EVS	55	52,5	45	46	25	rt/ge	9121-EV	55	52,5	45	46	25
Farbe	Bauform	A	B	C	D	E																		
sw/gr	9121-EVS	55	52,5	45	46	25																		
rt/ge	9121-EV	55	52,5	45	46	25																		

Weitere Bauformen auf Anfrage

Bauform Nockenschalter MN104 Bodenmontage

MERZ Schaltgeräte GMBH + CO KG
 Postfach 02 15 · DE - 74402 Gaildorf

Deckelkupplung


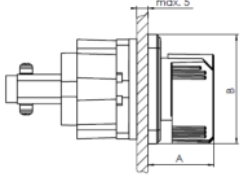
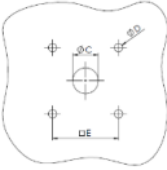

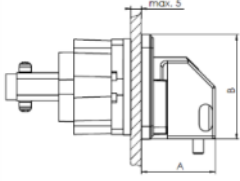
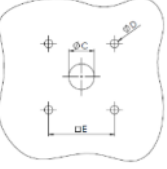

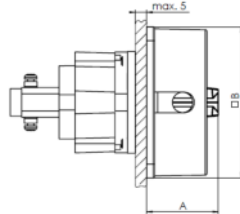
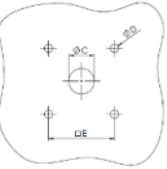
			<table border="1" data-bbox="882 600 1497 725"> <thead> <tr> <th>Farbe</th> <th>Bauform</th> <th>A</th> <th>B</th> <th>C</th> <th>D</th> <th>E</th> </tr> </thead> <tbody> <tr> <td>sw/si</td> <td>0210</td> <td>29</td> <td>48</td> <td>14</td> <td>4,5</td> <td>36</td> </tr> <tr> <td>rt/ge</td> <td>0210.02</td> <td>29</td> <td>48</td> <td>14</td> <td>4,5</td> <td>36</td> </tr> </tbody> </table> <p>Abmessungen in mm Mit Schraubbefestigung</p>	Farbe	Bauform	A	B	C	D	E	sw/si	0210	29	48	14	4,5	36	rt/ge	0210.02	29	48	14	4,5	36
Farbe	Bauform	A	B	C	D	E																		
sw/si	0210	29	48	14	4,5	36																		
rt/ge	0210.02	29	48	14	4,5	36																		
			<table border="1" data-bbox="882 882 1497 1008"> <thead> <tr> <th>Farbe</th> <th>Bauform</th> <th>A</th> <th>B</th> <th>C</th> <th>D</th> <th>E</th> </tr> </thead> <tbody> <tr> <td>sw/si</td> <td>0210-EVS</td> <td>35</td> <td>48</td> <td>14</td> <td>4,5</td> <td>36</td> </tr> <tr> <td>rt/ge</td> <td>0210-EV</td> <td>35</td> <td>48</td> <td>14</td> <td>4,5</td> <td>36</td> </tr> </tbody> </table> <p>Abmessungen in mm Mit Schraubbefestigung</p>	Farbe	Bauform	A	B	C	D	E	sw/si	0210-EVS	35	48	14	4,5	36	rt/ge	0210-EV	35	48	14	4,5	36
Farbe	Bauform	A	B	C	D	E																		
sw/si	0210-EVS	35	48	14	4,5	36																		
rt/ge	0210-EV	35	48	14	4,5	36																		
			<table border="1" data-bbox="882 1196 1497 1321"> <thead> <tr> <th>Farbe</th> <th>Bauform</th> <th>A</th> <th>B</th> <th>C</th> <th>D</th> <th>E</th> </tr> </thead> <tbody> <tr> <td>sw/gr</td> <td>1521</td> <td>32</td> <td>66</td> <td>14</td> <td>4,5</td> <td>36</td> </tr> <tr> <td>rt/ge</td> <td>1520</td> <td>32</td> <td>66</td> <td>14</td> <td>4,5</td> <td>36</td> </tr> </tbody> </table> <p>Abmessungen in mm Mit Schraubbefestigung</p>	Farbe	Bauform	A	B	C	D	E	sw/gr	1521	32	66	14	4,5	36	rt/ge	1520	32	66	14	4,5	36
Farbe	Bauform	A	B	C	D	E																		
sw/gr	1521	32	66	14	4,5	36																		
rt/ge	1520	32	66	14	4,5	36																		

Weitere Bauformen auf Anfrage

Bauform Nockenschalter MN104 Bodenmontage

MERZ Schaltgeräte GMBH + CO KG
Postfach 02 15 · DE - 74402 Gaildorf

Türkupplung

			<table border="1"> <thead> <tr> <th>Farbe</th> <th>Bauform</th> <th>A</th> <th>B</th> <th>C</th> <th>D</th> <th>E</th> </tr> </thead> <tbody> <tr> <td>sw/si</td> <td>0288</td> <td>29</td> <td>48</td> <td>12</td> <td>4,5</td> <td>36</td> </tr> <tr> <td>rt/ge</td> <td>0288.02</td> <td>29</td> <td>48</td> <td>12</td> <td>4,5</td> <td>36</td> </tr> </tbody> </table> <p>Abmessungen in mm Mit Schraubbefestigung</p>	Farbe	Bauform	A	B	C	D	E	sw/si	0288	29	48	12	4,5	36	rt/ge	0288.02	29	48	12	4,5	36
Farbe	Bauform	A	B	C	D	E																		
sw/si	0288	29	48	12	4,5	36																		
rt/ge	0288.02	29	48	12	4,5	36																		
			<table border="1"> <thead> <tr> <th>Farbe</th> <th>Bauform</th> <th>A</th> <th>B</th> <th>C</th> <th>D</th> <th>E</th> </tr> </thead> <tbody> <tr> <td>sw/si</td> <td>0288-EVS</td> <td>35</td> <td>48</td> <td>12</td> <td>4,5</td> <td>36</td> </tr> <tr> <td>rt/ge</td> <td>0288-EV</td> <td>35</td> <td>48</td> <td>12</td> <td>4,5</td> <td>36</td> </tr> </tbody> </table> <p>Abmessungen in mm Mit Schraubbefestigung</p>	Farbe	Bauform	A	B	C	D	E	sw/si	0288-EVS	35	48	12	4,5	36	rt/ge	0288-EV	35	48	12	4,5	36
Farbe	Bauform	A	B	C	D	E																		
sw/si	0288-EVS	35	48	12	4,5	36																		
rt/ge	0288-EV	35	48	12	4,5	36																		
			<table border="1"> <thead> <tr> <th>Farbe</th> <th>Bauform</th> <th>A</th> <th>B</th> <th>C</th> <th>D</th> <th>E</th> </tr> </thead> <tbody> <tr> <td>sw/gr</td> <td>1581</td> <td>32</td> <td>66</td> <td>12</td> <td>4,5</td> <td>36</td> </tr> <tr> <td>rt/ge</td> <td>1580</td> <td>32</td> <td>66</td> <td>12</td> <td>4,5</td> <td>36</td> </tr> </tbody> </table> <p>Abmessungen in mm Mit Schraubbefestigung</p>	Farbe	Bauform	A	B	C	D	E	sw/gr	1581	32	66	12	4,5	36	rt/ge	1580	32	66	12	4,5	36
Farbe	Bauform	A	B	C	D	E																		
sw/gr	1581	32	66	12	4,5	36																		
rt/ge	1580	32	66	12	4,5	36																		

Weitere Bauformen auf Anfrage