
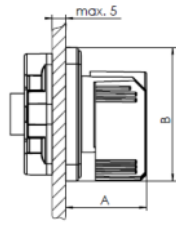
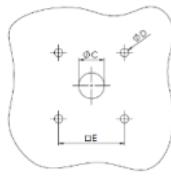

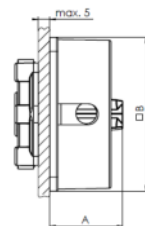
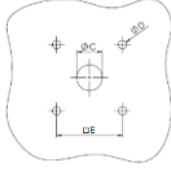


Bauform Nockenschalter MN251 Bodenmontage

MERZ Schaltgeräte GMBH + CO KG
 Postfach 02 15 · DE - 74402 Gaildorf

Deckelkupplung


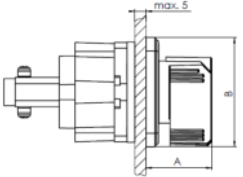
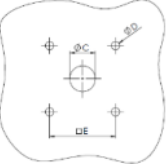

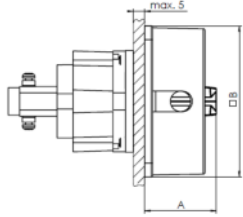
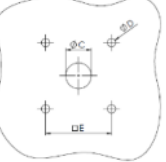
			<table border="1"> <thead> <tr> <th>Farbe</th> <th>Bauform</th> <th>A</th> <th>B</th> <th>C</th> <th>D</th> <th>E</th> </tr> </thead> <tbody> <tr> <td>sw/si</td> <td>0410</td> <td>33</td> <td>64</td> <td>14</td> <td>4,5</td> <td>36</td> </tr> <tr> <td>rt/ge</td> <td>0410.02</td> <td>33</td> <td>64</td> <td>14</td> <td>4,5</td> <td>36</td> </tr> </tbody> </table> <p>Abmessungen in mm Mit Schraubbefestigung</p>	Farbe	Bauform	A	B	C	D	E	sw/si	0410	33	64	14	4,5	36	rt/ge	0410.02	33	64	14	4,5	36
Farbe	Bauform	A	B	C	D	E																		
sw/si	0410	33	64	14	4,5	36																		
rt/ge	0410.02	33	64	14	4,5	36																		
			<table border="1"> <thead> <tr> <th>Farbe</th> <th>Bauform</th> <th>A</th> <th>B</th> <th>C</th> <th>D</th> <th>E</th> </tr> </thead> <tbody> <tr> <td>sw/gr</td> <td>1821</td> <td>37</td> <td>86</td> <td>14</td> <td>4,5</td> <td>36</td> </tr> <tr> <td>rt/ge</td> <td>1820</td> <td>37</td> <td>86</td> <td>14</td> <td>4,5</td> <td>36</td> </tr> </tbody> </table> <p>Abmessungen in mm Mit Schraubbefestigung</p>	Farbe	Bauform	A	B	C	D	E	sw/gr	1821	37	86	14	4,5	36	rt/ge	1820	37	86	14	4,5	36
Farbe	Bauform	A	B	C	D	E																		
sw/gr	1821	37	86	14	4,5	36																		
rt/ge	1820	37	86	14	4,5	36																		

Weitere Bauformen auf Anfrage

Bauform Nockenschalter MN251 Bodenmontage

MERZ Schaltgeräte GMBH + CO KG
 Postfach 02 15 · DE - 74402 Gaildorf

Türkupplung

			<table border="1"> <thead> <tr> <th>Farbe</th> <th>Bauform</th> <th>A</th> <th>B</th> <th>C</th> <th>D</th> <th>E</th> </tr> </thead> <tbody> <tr> <td>sw/si</td> <td>0488</td> <td>33</td> <td>64</td> <td>12</td> <td>5,5</td> <td>48</td> </tr> <tr> <td>rt/ge</td> <td>0488.02</td> <td>33</td> <td>64</td> <td>12</td> <td>5,5</td> <td>48</td> </tr> </tbody> </table> <p>Abmessungen in mm Mit Schraubbefestigung</p>	Farbe	Bauform	A	B	C	D	E	sw/si	0488	33	64	12	5,5	48	rt/ge	0488.02	33	64	12	5,5	48
Farbe	Bauform	A	B	C	D	E																		
sw/si	0488	33	64	12	5,5	48																		
rt/ge	0488.02	33	64	12	5,5	48																		
			<table border="1"> <thead> <tr> <th>Farbe</th> <th>Bauform</th> <th>A</th> <th>B</th> <th>C</th> <th>D</th> <th>E</th> </tr> </thead> <tbody> <tr> <td>sw/gr</td> <td>1881</td> <td>37</td> <td>86</td> <td>12</td> <td>5,5</td> <td>48</td> </tr> <tr> <td>rt/ge</td> <td>1880</td> <td>37</td> <td>86</td> <td>12</td> <td>5,5</td> <td>48</td> </tr> </tbody> </table> <p>Abmessungen in mm Mit Schraubbefestigung</p>	Farbe	Bauform	A	B	C	D	E	sw/gr	1881	37	86	12	5,5	48	rt/ge	1880	37	86	12	5,5	48
Farbe	Bauform	A	B	C	D	E																		
sw/gr	1881	37	86	12	5,5	48																		
rt/ge	1880	37	86	12	5,5	48																		

Weitere Bauformen auf Anfrage