

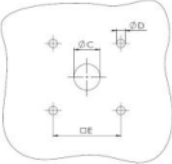

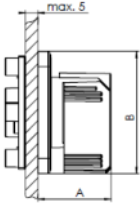
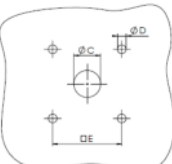

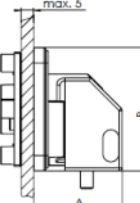
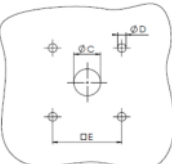

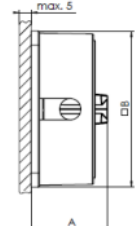
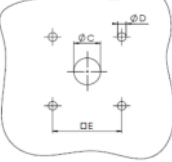


Bauform Nockenschalter MN151 Fronteinbau

MERZ Schaltgeräte GMBH + CO KG
 Postfach 02 15 · DE - 74402 Gaildorf

4-Lochbefestigung

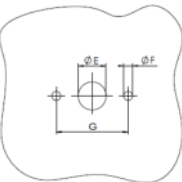
			<table border="1"> <thead> <tr> <th>Farbe</th> <th>Bauform</th> <th>A</th> <th>B</th> <th>C</th> <th>D</th> <th>E</th> </tr> </thead> <tbody> <tr> <td>sw/si</td> <td>0200</td> <td>29</td> <td>48</td> <td>12</td> <td>4,5</td> <td>36</td> </tr> <tr> <td>rt/ge</td> <td>0200.02</td> <td>29</td> <td>48</td> <td>12</td> <td>4,5</td> <td>36</td> </tr> </tbody> </table> <p>Abmessungen in mm</p>	Farbe	Bauform	A	B	C	D	E	sw/si	0200	29	48	12	4,5	36	rt/ge	0200.02	29	48	12	4,5	36
Farbe	Bauform	A	B	C	D	E																		
sw/si	0200	29	48	12	4,5	36																		
rt/ge	0200.02	29	48	12	4,5	36																		
			<table border="1"> <thead> <tr> <th>Farbe</th> <th>Bauform</th> <th>A</th> <th>B</th> <th>C</th> <th>D</th> <th>E</th> </tr> </thead> <tbody> <tr> <td>sw/si</td> <td>0400</td> <td>33</td> <td>64</td> <td>12</td> <td>5,5</td> <td>48</td> </tr> <tr> <td>rt/ge</td> <td>0400.02</td> <td>33</td> <td>64</td> <td>12</td> <td>5,5</td> <td>48</td> </tr> </tbody> </table> <p>Abmessungen in mm</p>	Farbe	Bauform	A	B	C	D	E	sw/si	0400	33	64	12	5,5	48	rt/ge	0400.02	33	64	12	5,5	48
Farbe	Bauform	A	B	C	D	E																		
sw/si	0400	33	64	12	5,5	48																		
rt/ge	0400.02	33	64	12	5,5	48																		
			<table border="1"> <thead> <tr> <th>Farbe</th> <th>Bauform</th> <th>A</th> <th>B</th> <th>C</th> <th>D</th> <th>E</th> </tr> </thead> <tbody> <tr> <td>sw/si</td> <td>0200-EVS</td> <td>35</td> <td>48</td> <td>12</td> <td>4,5</td> <td>36</td> </tr> <tr> <td>rt/ge</td> <td>0200-EV</td> <td>35</td> <td>48</td> <td>12</td> <td>4,5</td> <td>36</td> </tr> </tbody> </table> <p>Abmessungen in mm</p>	Farbe	Bauform	A	B	C	D	E	sw/si	0200-EVS	35	48	12	4,5	36	rt/ge	0200-EV	35	48	12	4,5	36
Farbe	Bauform	A	B	C	D	E																		
sw/si	0200-EVS	35	48	12	4,5	36																		
rt/ge	0200-EV	35	48	12	4,5	36																		
			<table border="1"> <thead> <tr> <th>Farbe</th> <th>Bauform</th> <th>A</th> <th>B</th> <th>C</th> <th>D</th> <th>E</th> </tr> </thead> <tbody> <tr> <td>sw/gr</td> <td>1551</td> <td>32</td> <td>66</td> <td>12</td> <td>4,5</td> <td>36</td> </tr> <tr> <td>rt/ge</td> <td>1550</td> <td>32</td> <td>66</td> <td>12</td> <td>4,5</td> <td>36</td> </tr> </tbody> </table> <p>Abmessungen in mm</p>	Farbe	Bauform	A	B	C	D	E	sw/gr	1551	32	66	12	4,5	36	rt/ge	1550	32	66	12	4,5	36
Farbe	Bauform	A	B	C	D	E																		
sw/gr	1551	32	66	12	4,5	36																		
rt/ge	1550	32	66	12	4,5	36																		

Weitere Bauformen auf Anfrage

Bauform Nockenschalter MN151 Fronteinbau

MERZ Schaltgeräte GMBH + CO KG
 Postfach 02 15 · DE - 74402 Gaildorf

2-Lochbefestigung

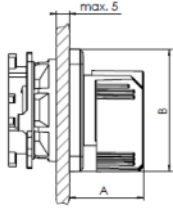
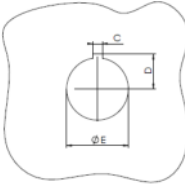
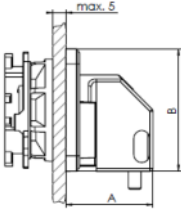

			<table border="1"> <thead> <tr> <th>Farbe</th> <th>Bauform</th> <th>A</th> <th>B</th> <th>E</th> <th>F</th> <th>G</th> </tr> </thead> <tbody> <tr> <td>sw/si</td> <td>0201</td> <td>29</td> <td>48</td> <td>12</td> <td>3,5</td> <td>36</td> </tr> <tr> <td>rt/ge</td> <td>0201.02</td> <td>29</td> <td>48</td> <td>12</td> <td>3,5</td> <td>36</td> </tr> </tbody> </table> <p>Abmessungen in mm</p>	Farbe	Bauform	A	B	E	F	G	sw/si	0201	29	48	12	3,5	36	rt/ge	0201.02	29	48	12	3,5	36
Farbe	Bauform	A	B	E	F	G																		
sw/si	0201	29	48	12	3,5	36																		
rt/ge	0201.02	29	48	12	3,5	36																		
			<table border="1"> <thead> <tr> <th>Farbe</th> <th>Bauform</th> <th>A</th> <th>B</th> <th>E</th> <th>F</th> <th>G</th> </tr> </thead> <tbody> <tr> <td>sw/si</td> <td>0201-EVS</td> <td>35</td> <td>48</td> <td>12</td> <td>3,5</td> <td>36</td> </tr> <tr> <td>rt/ge</td> <td>0201-EV</td> <td>35</td> <td>48</td> <td>12</td> <td>3,5</td> <td>36</td> </tr> </tbody> </table> <p>Abmessungen in mm</p>	Farbe	Bauform	A	B	E	F	G	sw/si	0201-EVS	35	48	12	3,5	36	rt/ge	0201-EV	35	48	12	3,5	36
Farbe	Bauform	A	B	E	F	G																		
sw/si	0201-EVS	35	48	12	3,5	36																		
rt/ge	0201-EV	35	48	12	3,5	36																		
			<table border="1"> <thead> <tr> <th>Farbe</th> <th>Bauform</th> <th>A</th> <th>B</th> <th>E</th> <th>F</th> <th>G</th> </tr> </thead> <tbody> <tr> <td>sw/gr</td> <td>1505</td> <td>32</td> <td>66</td> <td>12</td> <td>4,5</td> <td>36</td> </tr> <tr> <td>rt/ge</td> <td>1504</td> <td>32</td> <td>66</td> <td>12</td> <td>4,5</td> <td>36</td> </tr> </tbody> </table> <p>Abmessungen in mm</p>	Farbe	Bauform	A	B	E	F	G	sw/gr	1505	32	66	12	4,5	36	rt/ge	1504	32	66	12	4,5	36
Farbe	Bauform	A	B	E	F	G																		
sw/gr	1505	32	66	12	4,5	36																		
rt/ge	1504	32	66	12	4,5	36																		

Weitere Bauformen auf Anfrage

Bauform Nockenschalter MN151 Fronteinbau

MERZ Schaltgeräte GMBH + CO KG
Postfach 02 15 · DE - 74402 Gaildorf

Zentralbefestigung 22,5

			<table border="1"> <thead> <tr> <th>Farbe</th> <th>Bauform</th> <th>A</th> <th>B</th> <th>C</th> <th>D</th> <th>E</th> </tr> </thead> <tbody> <tr> <td>sw/si</td> <td>0260</td> <td>29</td> <td>48</td> <td>3,2</td> <td>12,5</td> <td>22,5</td> </tr> <tr> <td>rt/ge</td> <td>0260.02</td> <td>29</td> <td>48</td> <td>3,2</td> <td>12,5</td> <td>22,5</td> </tr> </tbody> </table> <p>Abmessungen in mm</p>	Farbe	Bauform	A	B	C	D	E	sw/si	0260	29	48	3,2	12,5	22,5	rt/ge	0260.02	29	48	3,2	12,5	22,5
Farbe	Bauform	A	B	C	D	E																		
sw/si	0260	29	48	3,2	12,5	22,5																		
rt/ge	0260.02	29	48	3,2	12,5	22,5																		
			<table border="1"> <thead> <tr> <th>Farbe</th> <th>Bauform</th> <th>A</th> <th>B</th> <th>C</th> <th>D</th> <th>E</th> </tr> </thead> <tbody> <tr> <td>sw</td> <td>0262</td> <td>29</td> <td>37</td> <td>3,2</td> <td>12,5</td> <td>22,5</td> </tr> </tbody> </table> <p>Abmessungen in mm</p>	Farbe	Bauform	A	B	C	D	E	sw	0262	29	37	3,2	12,5	22,5							
Farbe	Bauform	A	B	C	D	E																		
sw	0262	29	37	3,2	12,5	22,5																		
			<table border="1"> <thead> <tr> <th>Farbe</th> <th>Bauform</th> <th>A</th> <th>B</th> <th>C</th> <th>D</th> <th>E</th> </tr> </thead> <tbody> <tr> <td>sw/si</td> <td>0260-EVS</td> <td>35</td> <td>48</td> <td>3,2</td> <td>12,5</td> <td>22,5</td> </tr> <tr> <td>rt/ge</td> <td>0260-EV</td> <td>35</td> <td>48</td> <td>3,2</td> <td>12,5</td> <td>22,5</td> </tr> </tbody> </table> <p>Abmessungen in mm</p>	Farbe	Bauform	A	B	C	D	E	sw/si	0260-EVS	35	48	3,2	12,5	22,5	rt/ge	0260-EV	35	48	3,2	12,5	22,5
Farbe	Bauform	A	B	C	D	E																		
sw/si	0260-EVS	35	48	3,2	12,5	22,5																		
rt/ge	0260-EV	35	48	3,2	12,5	22,5																		
			<table border="1"> <thead> <tr> <th>Farbe</th> <th>Bauform</th> <th>A</th> <th>B</th> <th>C</th> <th>D</th> <th>E</th> </tr> </thead> <tbody> <tr> <td>sw/gr</td> <td>1561</td> <td>32</td> <td>66</td> <td>3,2</td> <td>12,5</td> <td>22,5</td> </tr> <tr> <td>rt/ge</td> <td>1560</td> <td>32</td> <td>66</td> <td>3,2</td> <td>12,5</td> <td>22,5</td> </tr> </tbody> </table> <p>Abmessungen in mm</p>	Farbe	Bauform	A	B	C	D	E	sw/gr	1561	32	66	3,2	12,5	22,5	rt/ge	1560	32	66	3,2	12,5	22,5
Farbe	Bauform	A	B	C	D	E																		
sw/gr	1561	32	66	3,2	12,5	22,5																		
rt/ge	1560	32	66	3,2	12,5	22,5																		

Weitere Bauformen auf Anfrage

Bauform Nockenschalter MN151 Fronteinbau

MERZ Schaltgeräte GMBH + CO KG
Postfach 02 15 · DE - 74402 Gaildorf

Zentralbefestigung 30,5

			<table border="1"> <thead> <tr> <th>Farbe</th> <th>Bauform</th> <th>A</th> <th>B</th> <th>C</th> <th>D</th> <th>E</th> </tr> </thead> <tbody> <tr> <td>sw/si</td> <td>0260</td> <td>29</td> <td>48</td> <td>4,8</td> <td>17</td> <td>30,5</td> </tr> <tr> <td>rt/ge</td> <td>0260.02</td> <td>29</td> <td>48</td> <td>4,8</td> <td>17</td> <td>30,5</td> </tr> </tbody> </table> <p>Abmessungen in mm</p>	Farbe	Bauform	A	B	C	D	E	sw/si	0260	29	48	4,8	17	30,5	rt/ge	0260.02	29	48	4,8	17	30,5
Farbe	Bauform	A	B	C	D	E																		
sw/si	0260	29	48	4,8	17	30,5																		
rt/ge	0260.02	29	48	4,8	17	30,5																		
			<table border="1"> <thead> <tr> <th>Farbe</th> <th>Bauform</th> <th>A</th> <th>B</th> <th>C</th> <th>D</th> <th>E</th> </tr> </thead> <tbody> <tr> <td>sw</td> <td>0262</td> <td>29</td> <td>37</td> <td>4,8</td> <td>17</td> <td>30,5</td> </tr> </tbody> </table> <p>Abmessungen in mm</p>	Farbe	Bauform	A	B	C	D	E	sw	0262	29	37	4,8	17	30,5							
Farbe	Bauform	A	B	C	D	E																		
sw	0262	29	37	4,8	17	30,5																		
			<table border="1"> <thead> <tr> <th>Farbe</th> <th>Bauform</th> <th>A</th> <th>B</th> <th>C</th> <th>D</th> <th>E</th> </tr> </thead> <tbody> <tr> <td>sw/si</td> <td>0260-EVS</td> <td>35</td> <td>48</td> <td>4,8</td> <td>17</td> <td>30,5</td> </tr> <tr> <td>rt/ge</td> <td>0260-EV</td> <td>35</td> <td>48</td> <td>4,8</td> <td>17</td> <td>30,5</td> </tr> </tbody> </table> <p>Abmessungen in mm</p>	Farbe	Bauform	A	B	C	D	E	sw/si	0260-EVS	35	48	4,8	17	30,5	rt/ge	0260-EV	35	48	4,8	17	30,5
Farbe	Bauform	A	B	C	D	E																		
sw/si	0260-EVS	35	48	4,8	17	30,5																		
rt/ge	0260-EV	35	48	4,8	17	30,5																		
			<table border="1"> <thead> <tr> <th>Farbe</th> <th>Bauform</th> <th>A</th> <th>B</th> <th>C</th> <th>D</th> <th>E</th> </tr> </thead> <tbody> <tr> <td>sw/gr</td> <td>1561</td> <td>32</td> <td>66</td> <td>4,8</td> <td>17</td> <td>30,5</td> </tr> <tr> <td>rt/ge</td> <td>1560</td> <td>32</td> <td>66</td> <td>4,8</td> <td>17</td> <td>30,5</td> </tr> </tbody> </table> <p>Abmessungen in mm</p>	Farbe	Bauform	A	B	C	D	E	sw/gr	1561	32	66	4,8	17	30,5	rt/ge	1560	32	66	4,8	17	30,5
Farbe	Bauform	A	B	C	D	E																		
sw/gr	1561	32	66	4,8	17	30,5																		
rt/ge	1560	32	66	4,8	17	30,5																		

Weitere Bauformen auf Anfrage