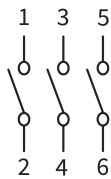
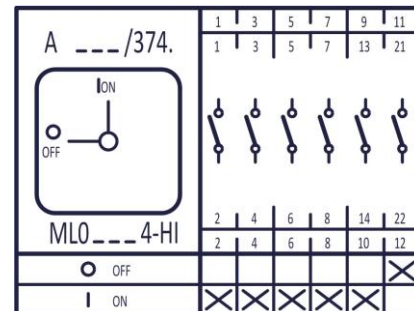
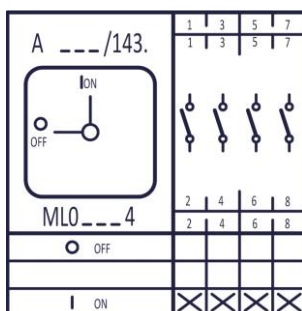
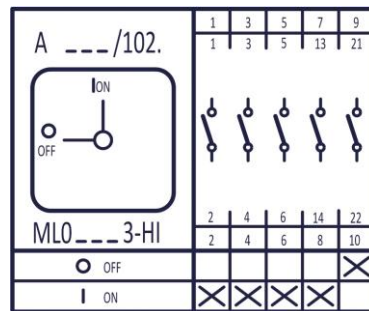
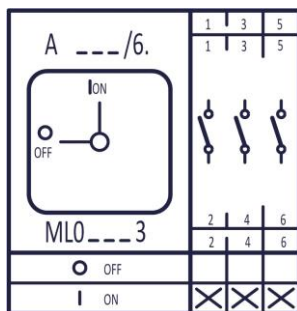
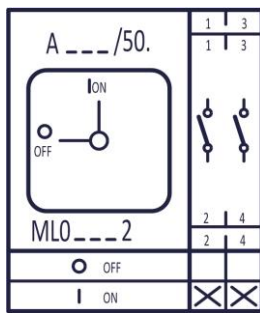


## Schaltschema Baureihe ML0 Reparatur- und Wartungsschalter

### A Ein-Aus Schalter On-Off switches



- X Kontakt geschlossen
- Tastschalter
- \* Kontakt geschlossen ohne Unterbrechung



Irrtümer, Druckfehler und technische Änderungen vorbehalten.