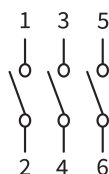


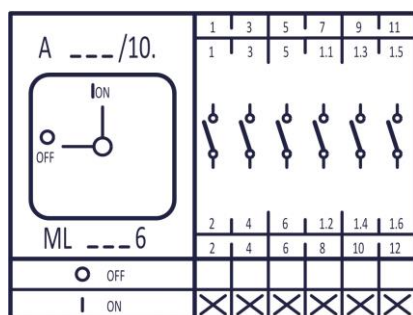
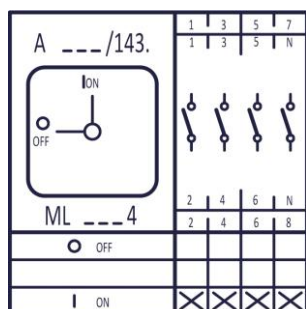
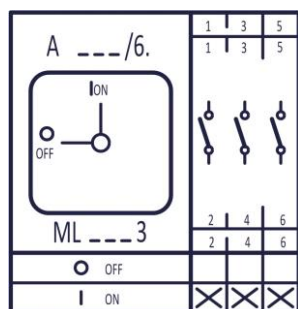
Contact\_diagrams\_ML4  
Version: 01.01.2021  
Site 1/1

## Contact diagrams series ML4

### A Ein-Aus Schalter On-Off switches



- X Contact closed
- Spring loaded switch
- Contact closed without interruption



Subject to change without notice, errors and errata excepted.