

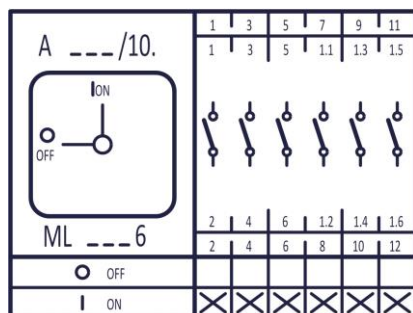
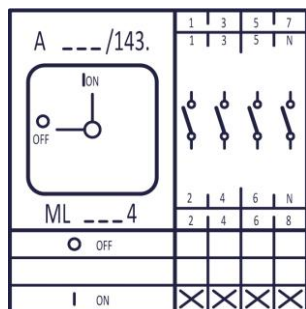
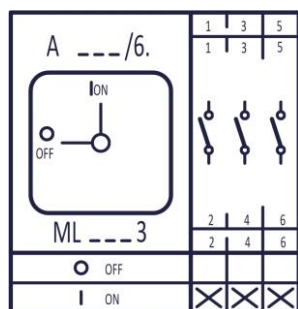
Contact_diagrams_ML5
Version: 01.01.2021
Site 1/1

Contact diagrams series ML5

A Ein-Aus Schalter On-Off switches



- X Contact closed
- ☐ Spring loaded switch
- ✱ Contact closed without interruption



Subject to change without notice, errors and errata excepted.